

TV STAND Manual

Model no.:AL-95
 Fit screen size:32"-75"(most)
 Max loading weight:50kgs
 VESA:600x400mm

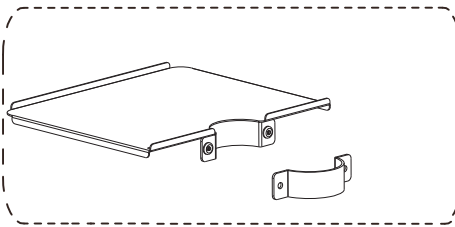


Accessories bag 1

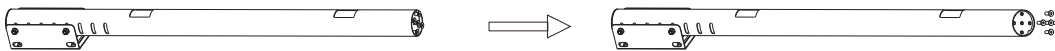
(A)x8pcs φ8.5xφ16xT1.5mm metal gasket	(B)x4pcs	(C) x4/x4pcs spacers 8x14mm 8x5mm	(D)x4/x4pcs M4x20mm M4x25mm	(E)x4/x4pcs M5x20mm M5x25mm	(F)x4/x4pcs M6x15mm M6x20mm	(G)x4/x4pcs M6x25mm M6x30mm	(H)x4/x4pcs M6x40mm M6x45mm	(I)x4/x4pcs M8x20mm M8x30mm	(J)x4/x4pcs M8x40mm M8x50mm
--	----------	--	-----------------------------------	-----------------------------------	-----------------------------------	-----------------------------------	-----------------------------------	-----------------------------------	-----------------------------------

Accessories bag2

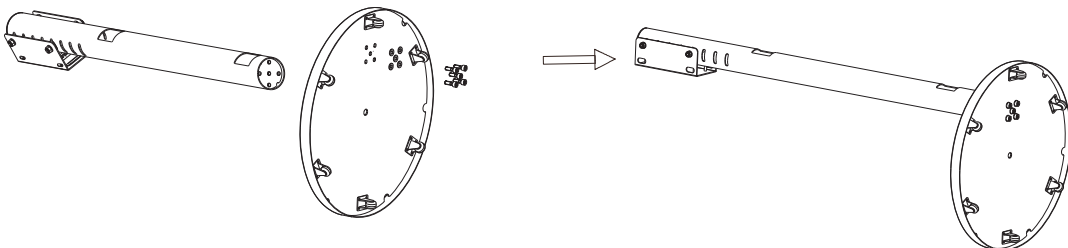
Pallet



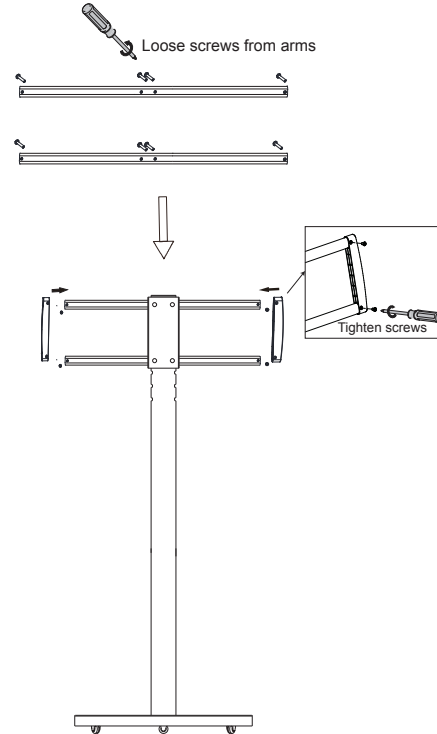
Step-1:Loose the screws in the bottom of pole.



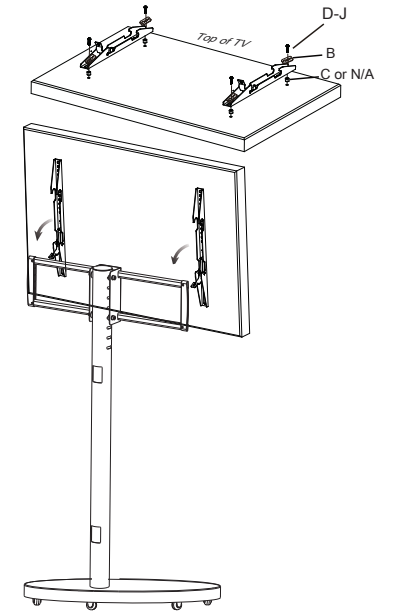
Step-2:Install the pole to the base.



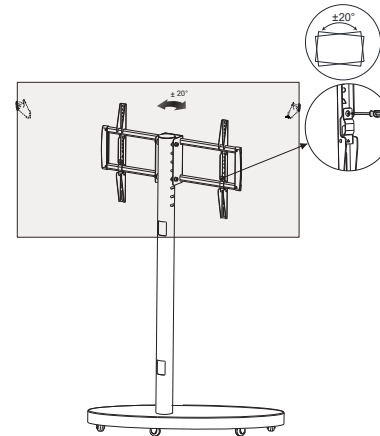
Step-3:Chose the suitable height.



Step-4:Install brackets to TV.



Step-5:Install TV to the stand.



You can use the cable ties to strap power strip and router to the back of tv plate.

Step-6:Install Pallet to the stand.

